

Access Divided: State and Federal Recreation Management in the West

Figure 2 Data (Corrected)

State Parks in the West

State	Visitation (corrected)	Acres	State Park Visits/Acre
Oregon	44,576,097	108,654	410.26
Washington	35,625,060	123,174	289.23
Idaho	4,858,601	58,922	82.46
Montana	2,073,391	46,035	45.04
California	70,418,166	1,596,902	44.10
Arizona	2,174,666	64,090	33.93
Wyoming	3,296,750	119,347	27.62
Utah	3,536,704	150,758	23.46
Nevada	3,035,024	146,225	20.76
New Mexico	3,852,111	196,677	19.59
Colorado	11,501,520	1,229,364	9.36
Western State Parks	184,948,090	3,840,148	48.16

National Parks in the West (does not include Alaska or Hawaii)

Region	Visitation	Acres	Western National Park Visits/Acre
Western National Parks	103,166,856	20,236,883	5.10

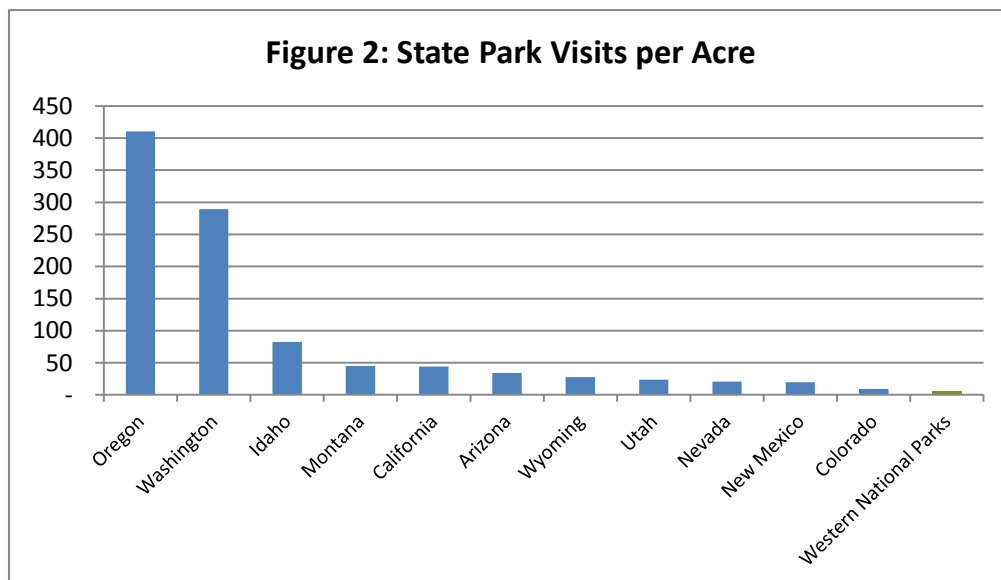
Source for state park data:

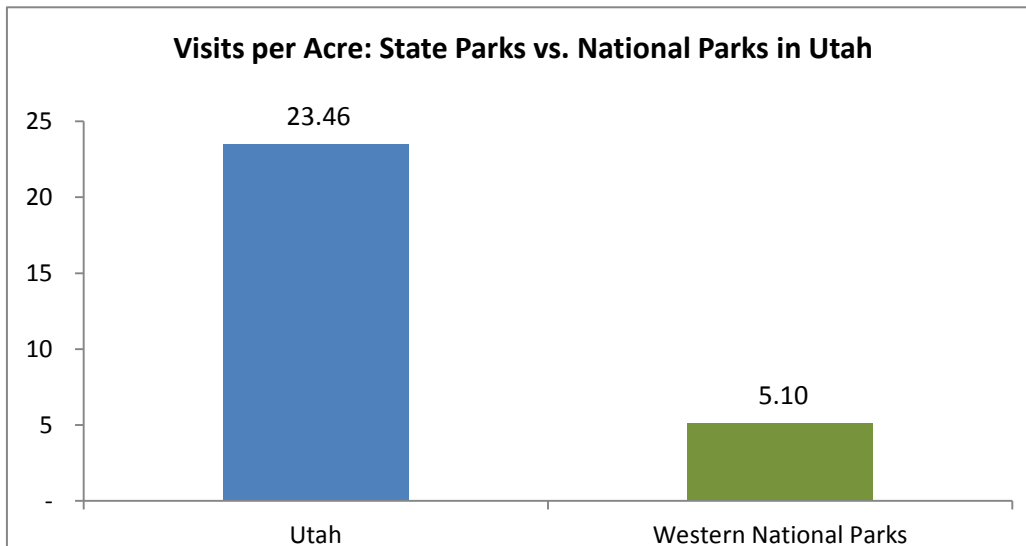
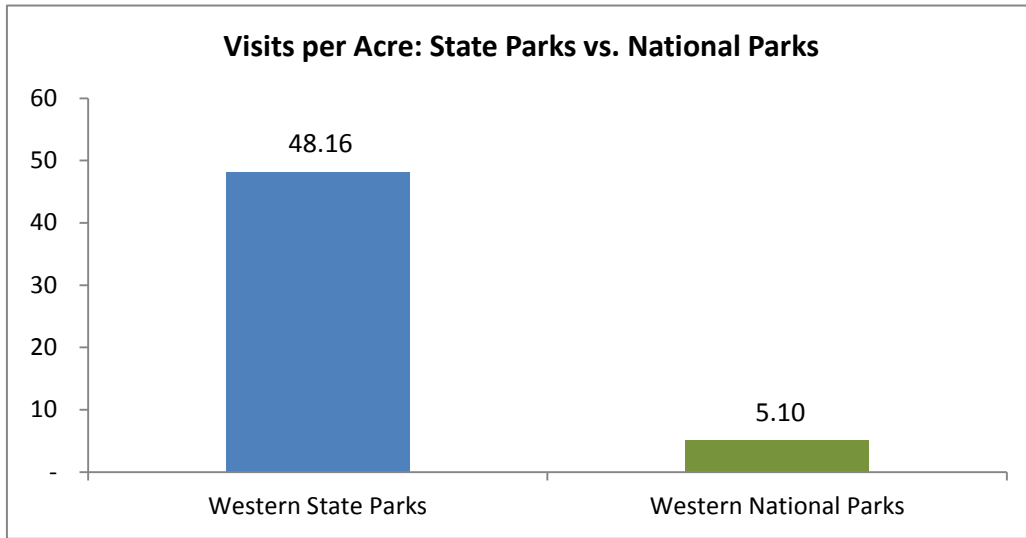
National Association of State Park Directors. Annual Information Exchange Statistical Report of State Park Operations (NASPD AIX). 2014, (2012-2013 data).

Source for national park data:

National Park Service, Visitor Use Statistics, Recreation Visitation By State and by Park for Year: 2014;

<https://fas.org/sgp/crs/misc/R42346.pdf>





Media Contact:
Kristen Byrne
(406) 587-9591
media@perc.org